




Kooringle SL#3 2022		
VERY EASY	2.0 km	35 m
		Start: path
Follow tapes 140 m between controls		
1	32	Fence junction
2	33	Bend in fence
Follow tapes 180 m between controls		
3	34	Path and stream crossing
4	56	Path junction
5	36	Bend in fence
6	37	Bend in fence
7	38	N side of special item
8	39	Bend in fence
9	35	Fence junction
10	43	E edge of pond
11	40	Fence junction
12	31	Bend in fence
Navigate 100 m to finish		

Kooringle SL#3 2022		
M14A, M Junior B, M Open B, W14A, W Junior B, W Open B		
MODERATE	2.9 km	55 m
		Start: path
1	80	N edge of thicket
2	81	W side of knoll, 1m high
3	45	W side of W boulder, 1m high
4	47	N side of boulder, 1.2m high
5	75	W side of SE boulder, 1.8m high
6	49	W side of boulder, 1.6m high
7	51	W side of boulder, 1.5m high
8	53	SE side of NW boulder, 1.5m high
9	48	SE side of boulder, 1.5m high
Navigate 270 m to finish		

Kooringle SL#3 2022		
EASY	2.1 km	35 m
		Start: path
Follow tapes 140 m between controls		
1	32	Fence junction
2	41	Boulder, 1.5m high
3	42	Bend in fence
4	44	Top of knoll
5	34	Path and stream crossing
6	56	Path junction
7	36	Bend in fence
8	38	N side of special item
9	35	Fence junction
10	43	E edge of pond
11	31	Bend in fence
Navigate 100 m to finish		